



**KEY**

- RAMP TO BASEMENT CAR PARK
- PAVING FOR STREETScape AND ENTRANCE
- RESIN BOUND SURFACE
- LOOSE GRAVEL SURFACE
- PAVING FOR COMMUNAL SPACE TO BLOCK B
- RESIN BOUND SURFACE-WATER FEATURE
- PAVING WITHIN BLOCK FIG PODIUM COURTYARD

- TREE MOUNDS WITH CURVED UPSTANDS
- TREE MOUNDS
- CIRCULAR AND AUDIO PLAY ELEMENTS
- SEATING / PLAY ELEMENT
- CIRCULAR TIMBER PLAY DECKS AND STEPPING STONES
- RAISED TIMBER DECKING SEATING AND PLAY ELEMENTS
- TIMBER DECKING TO FLATS AND ALONGSIDE RIVER FRONTAGE

- BIN STORE AND RETAINING WALL. Located within 1.5 metre height retaining wall, sliding gates and treatment to match rest of retaining wall
- STEPS TO BLOCK D. With 500mm tread and 190mm riser
- WATER PLAY. Resin-bound concave surface with low water fountains flush within surface
- SECURITY FENCE. Curved, 2 metre height, avoiding tree mounds, with double gate adjacent to Block A
- STEPS TO STRATFORD HIGH ST. 5 no. steps, tread 400mm, riser 180mm
- SITE BOUNDARY

- NATIVE BARRIER PLANTING
- NATIVE MARGINAL PLANTING
- NATIVE MEADOW/WILDFLOWER PLANTING
- AMENITY GRASS
- GREEN / ROOF ROOF OVER RAMP
- AMENITY GRASS WITHIN BLOCK FIG PODIUM COURTYARD
- SHRUB PLANTING WITHIN BLOCK FIG PODIUM COURTYARD

- EXISTING TREES. On other side of river
- LONDON PLANE TREE. Platanus x hybrida
- OAK TREE. Quercus robur
- WET WOODLAND TREES. Including varieties of Alnus, Populus and Salix
- GREEN WALL ALONG RETAINING WALL

**KINNEAR LANDSCAPE ARCHITECTS** 3rd Floor West, 1-3 Coate Street, London E2 9AG tel. 020 7729 7781 / fax. 020 7729 8809 / email.info@kland.co.uk

**JOB:** 150 STRATFORD HIGH STREET


**TITLE:** GENERAL ARRANGEMENT PLAN





**SCALE:** 1:250 @ A0 **DATE:** 14.09.09 **DRAWING No:** 777-PL01-revB



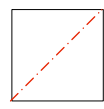
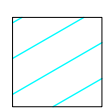

**KEY**

-  RAMP TO BASEMENT CAR PARK  
Reinforced Charcon Ultrapave units
-  PAVING UNIT: CHARCON ULTRAPAVE  
Two-tone specification to be co-ordinated with EDAA / Westfield
-  RESIN BOUND SURFACE  
In two colours
-  LOOSE GRAVEL SURFACE  
Gravel mix to match resin bound surface, for 500mm wide strip either side of route and hard-standing adjacent to river edge
-  PAVING FOR COMMUNAL SPACE TO BLOCK B
-  RESIN BOUND SURFACE-WATER FEATURE  
Shallow concave areas / channels for water feature

-  TREE MOUNDS WITH CURVED UPSTANDS  
300mm height x 200m width formed as part of concrete structural slab
-  TREE MOUNDS  
Mounding to provide space for tree root balls in linear park, with Cordeck-Filcor between tree pits
-  CIRCULAR AND AUDIO PLAY ELEMENTS
-  SEATING / PLAY ELEMENT  
In-situ concrete structures at different levels
-  CIRCULAR TIMBER PLAY DECKS AND STEPPING STONES
-  RAISED TIMBER DECKING SEATING AND PLAY ELEMENTS
-  TIMBER DECKING TO FLATS AND ALONGSIDE RIVER FRONTAGE

-  BIN STORE AND RETAINING WALL  
Located within 1.6 metre height retaining wall, sliding gates and treatment to match rest of retaining wall
-  STEPS TO BLOCK D  
With 500mm tread and 190mm riser
-  WATER PLAY  
Resin-bound concave surface with low water fountains flush within surface
-  SECURITY FENCE  
Curved, 2 metre height, avoiding tree mounds, with double gate adjacent to Block A
-  STEPS TO STRATFORD HIGH ST.  
5 no. steps, tread 400mm, riser 180mm

-  VENTILATION INLET  
Vertical grille within side of box over basement car park ramp
-  VENTILATION OUTLET  
Horizontal heel-proof grille, flush with resin bound surface

-  SITE BOUNDARY
-  WESTFIELD CONTROLLED STREETSCAPE
-  EDAA / AECOM CONTROLLED STREETSCAPE

**KINNEAR LANDSCAPE ARCHITECTS** 3rd Floor West, 1-3 Coate Street, London E2 9AG tel. 020 7729 7781 / fax. 020 7729 8809 / email.info@kland.co.uk

**JOB:** 150 STRATFORD HIGH STREET

**TITLE:** HARDWORKS PLAN

**SCALE:** 1:250 @ A0 **DATE:** 14.09.09 **DRAWING No:** 777-PL02-revA



**KEY**

**TREES**

- ALNUS GLUTINOSA
- QUERCUS ROBUR
- POPULUS NIGRA
- POPULUS TREMULA
- PLATANUS X HYBRIDA
- SALIX ALBA
- SALIX VIMINALIS
- SALIX FRAGILIS
- SALIX PURPUREA
- SALIX AURITA
- SALIX TRIANDRA

**NATIVE BARRIER PLANTING**

- CORNUS SANGUINEA
- FRANGULA ALNUS
- RHAMNUS CATHARTICUS
- SALIX VIMINALIS
- SALIX PURPUREA
- SALIX AURITA
- SORBUS AUCUPARIA
- VIBURNUM OPLULUS
- VIBURNUM LANTANA

Note: Salix to be coppiced to provide an effective barrier

**NATIVE WETLAND MARGINAL PLANTING**

- ALOPECURUS PRATENSIS
- ASPLENIUM ADIANTUM-NIGRUM
- BRIZA MEDIA
- CAREX ACUTIFORMIS
- CAREX FLACCA
- CAREX SPICATA
- DESCHAMPSIA CESITOSA
- DRYOPTERIS FELIXMASS
- ERIOPHORUM LATIFOLIUM
- FILIPENDULA ULMARIA
- IRIS PSEUDOCORUS
- JUNCUS EFFESUS
- LUZULA CAMPESTRIS
- LUZULA FOSTERI
- LUZULA PILOSA
- LYTHRUM SALICARIA
- OPHIOGLOSSUM VULGATUM
- RANUNCULUS FLAMMULA

**NATIVE MEADOW WILDFLOWER PLANTING**

- WILDFLOWERS**
  - ACHILLEA MILLEFOLIUM
  - CENTAUREA NIGRA
  - GALIUM VERUM
  - LEUCANTHEMUM VULGARE
  - LOTUS CORNICULATUS
  - LYCHNIS FLOS-CUCULI
  - PLANTAGO LANCEOLATA
  - PRIMULA VERIS
  - PRUNELLA VULGARIS
  - RANUNCULUS ACRIS
  - RHINANTHUS MINOR
  - RUMEX ACETOSA
  - SILAUM SILAUS
  - STACHYS OFFICINALIS
  - TRIFOLIUM PRATENSE
- GRASSES**
- AGROSTIS CAPILLARIS
  - ANTHOXANTHUM ODORATUM
  - BRIZA MEDIA
  - CYNOSURUS CRISTATUS
  - FESTUCA RUBRA SSP. JUNCEA
  - HORDEUM SECALINUM

**GREEN / ROOF ROOF OVER RAMP**

- ANTHYLLIS VULNERARIA
- CAMPANULA ROTUNDIFOLIA
- GALIUM VERUM
- HELIANTHEMUM NUMMULARIUM
- HERIACIUM SPP.
- HIPPOCREPIS COMOSA
- LOTUS CORNICULATUS
- PRIMULA VERIS
- SANGUISORBA MINOR
- SCABIOSA COLUMBARIA
- THYMUS POLYTRICHUS

**AMENITY GRASS**

- AMENITY GRASS

**GREEN WALL**

- CLEMATIS ARMANDII
- CLEMATIS ORIENTALE
- CLEMATIS MONTANA
- CLEMATIS VITICELLA
- HEDERA HELIX
- HYDRANGEA PETIOLARIS
- LYONCERA PERICLYMENUM

Notes:  
Quercus Robur to be planted within the courtyard and the other tree species planted along the river edge and along Block FIG

Platanus x hybrida and Quercus robur to be 80-90cm girth, 9-12 metre height. All other trees to be 40-60cm girth and 7-9 metre height (except for smaller Salix trees/shrubs).

Plants listed are suggested species. Exact species mix for marginal, barrier and wildflower meadow to be determined by availability.

**KINNEAR LANDSCAPE ARCHITECTS** 3rd Floor West, 1-3 Coate Street, London E2 9AG tel. 020 7729 7781 / fax. 020 7729 8809 / email.info@kland.co.uk

**JOB:** 150 STRATFORD HIGH STREET

**TITLE:** SOFTWORKS PLAN

**SCALE:** 1:250 @ A0 **DATE:** 13.08.09 **DRAWING No:** 777 PL03-revA